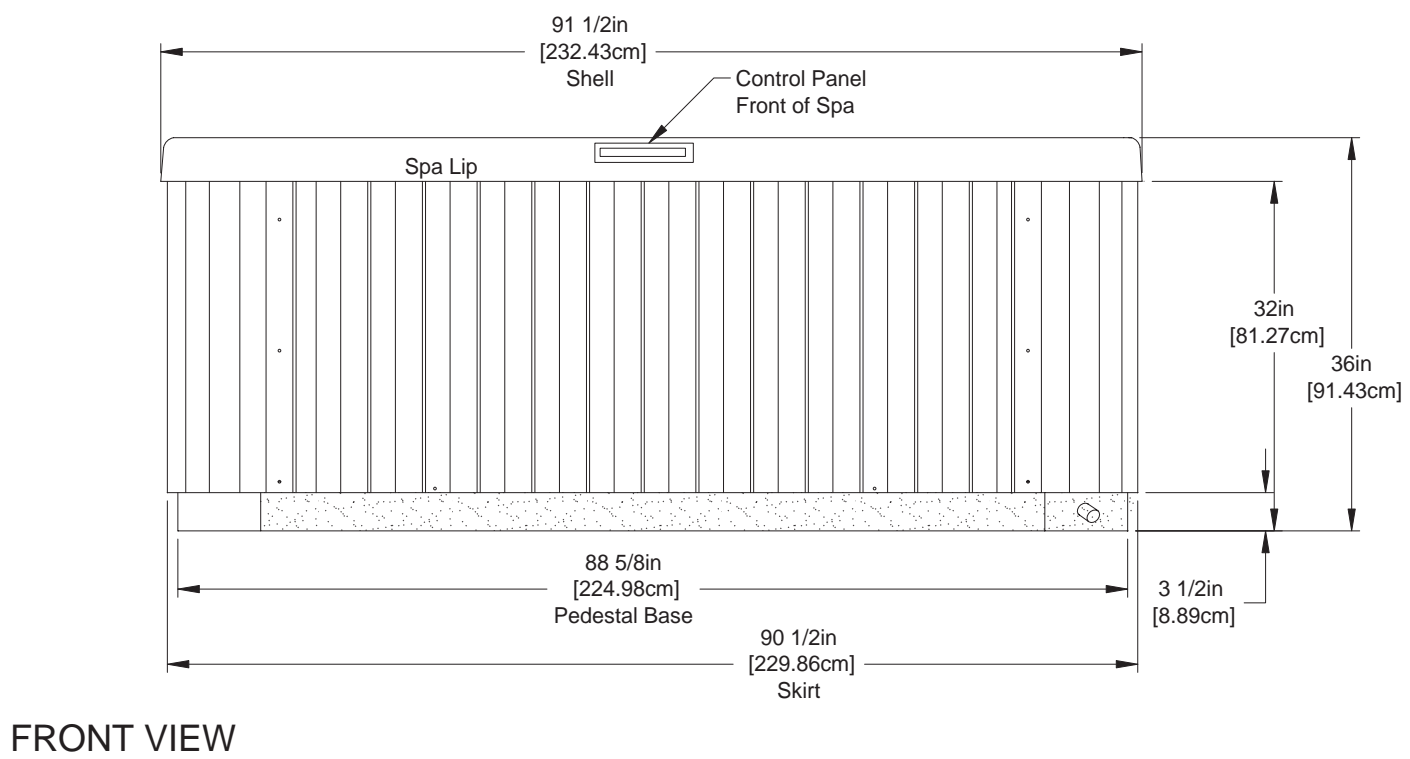
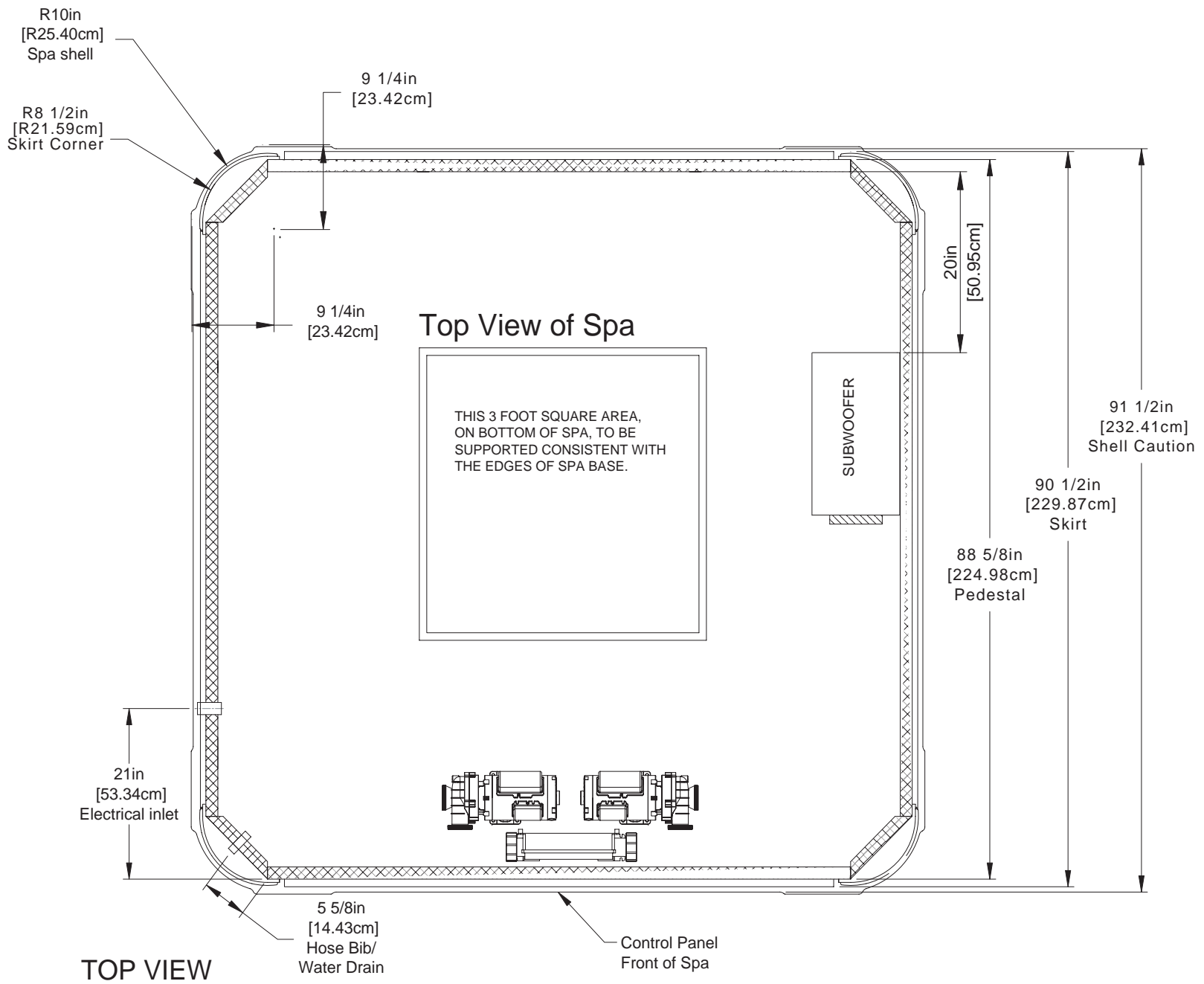


Venture Architectural Specification




Note: Subject to change without notice.

1. Stereo optional.
2. Engineering specs may differ slightly from brochure.
3. For E-Z lifter installation allow 18" clearances on the backside of the spa.
4. Alternative cabinets may add significant weight. Ask your dealer for exact details.

Caution:
Due to manufacturing tolerances there could be some minor differences between the actual spa and the drawing above. If site planning is critical to such tolerances, be sure to measure your actual spa.


Venture Plumbing Configuration



Note: Subject to change without notice.
1. Stereo optional.

- DV1 A =Diverter Valve 1 (A Position Clockwise)
- DV1 B =Diverter Valve 1 (B Position Counter Clockwise)
- DV1 C =Diverter Valve 1 (Neutral Position)
- DV2 A =Diverter Valve 2 (A Position Clockwise)
- DV2 B =Diverter Valve 2 (B Position Counter Clockwise)
- DV2 C =Diverter Valve 2 (Neutral Position)

Venture Jet Insert Designation



Note: Subject to change without notice.
1. Stereo optional.